

# Stainless Steel Washbasins SLUN 64, SLUN 65, SLUN 68



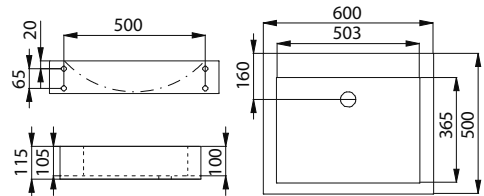
## Characteristics: NEW

- stainless steel wall hung washbasin
- without a tap hole (could be made to order)
- overflow set
- material CrNi 18/10 (AISI - 304)
- brushed finish

## Supply Specification:

**SLUN 64** – **supply No. 93640** stainless steel washbasin; overflow set; siphon; mounting set

## Dimensions:



SLUN 64

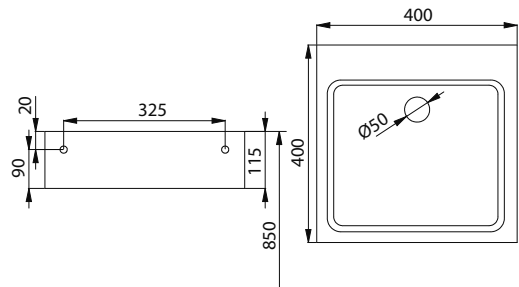
## Characteristics: NEW

- stainless steel wall hung washbasin
- without a tap hole (could be made to order)
- overflow set
- material CrNi 18/10 (AISI - 304)
- brushed finish

## Supply Specification:

**SLUN 65** – **supply No. 93650** stainless steel washbasin; overflow set; siphon; mounting set

## Dimensions:



SLUN 65

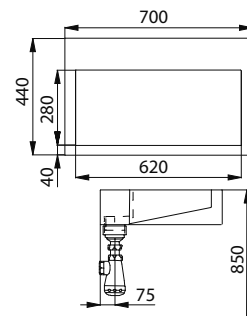
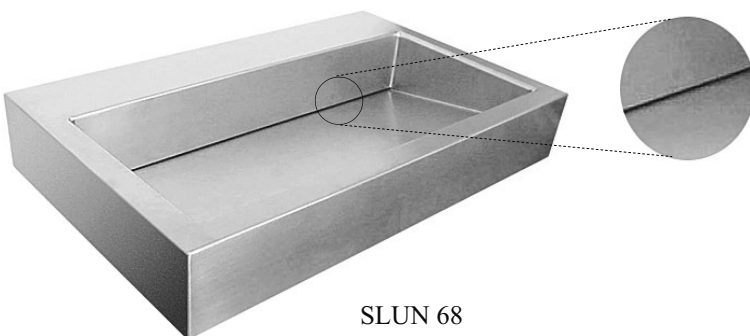
## Characteristics: NEW

- stainless steel wall hung washbasin
- without a tap hole (**this washbasin could be installed only with wall-mounted tap**)
- modern design
- material CrNi 18/10 (AISI - 304)
- brushed finish

## Supply Specification:

**SLUN 68** – **supply No. 93680** stainless steel washbasin; siphon; mounting set

## Dimensions:



SLUN 68